

Part 06 of 10, mini-ebook series by Master Chuan
Introduction to the major lines in the palm Part 2 (The Head Line & Heart Line)

This is a 10 part series mini-ebook that covers various topics in Chinese Fortune Telling focusing on Palmistry

Part 06 of 10

About the Author

Master Chuan is a modern day geomancer who believes that the ancient arts of Feng Shui, Palmistry and the Four Pillar Analysis are practical solutions to solve our everyday challenges.

Having read the palms of some 6,000 people from all walks of life in the last 14 years and combined with Feng Shui and Four Pillar Analysis (BaZi), Master Chuan offers comprehensive readings and analysis for both individuals and organisations.

Practical in his approach, Master Chuan draws on the proven wisdom of these ancient arts and relates them to today's challenges. And through simple real life illustrations and analogies, he connects easily with clients and quickly points them to the right solution.

Well-versed in areas of personal success, budgeting, financial control, health improvement, disease prevention, stress management, personal achievement, relationship management, Master Chuan provides customised recommendations that are easily implemented.

Master Chuan has also written many articles in various publications and conducted numerous workshops on Palmistry and Feng Shui for various distinguished organisations, both locally in Singapore and in other countries (Malaysia & Germany).

Master Chuan is a Psychology graduate from the National University of Singapore (1997) and has a Master degree from De Monfort University, Leicester, UK (2001).



Below are some of the areas that Master Chuan specialises:

- Palmistry (more than 14 years of experience)
- Four Pillar Analysis (Commonly known as Chinese Eight Character or Chinese Astrology)
- Feng Shui (Flying Star School, San He, San Yuan, Xuan Kong Fei Xing, etc.)
- Auspicious Dates Selection (For weddings, business openings, major corporate events, ceremonies, moving to new house, etc.)

For private consultations, Master Chuan can be contacted at:

Website: www.chuanonline.com

Email: enquiry@chuanonline.com

Tel: (+65) 97820820

Singapore

Learn all about Palmistry! Purchase Master Chuan's **"The True Secrets of Palmistry"**
today at http://www.chuanonline.com/learn_palmistry.htm

1

Introduction to the major lines in the palm Part 2 (The Head Line & Heart Line)

In our last issue we mentioned about how to locate the various major lines in the palm and some of the details and myths of the Life Line. In this issue, we will look at the general myths associated with the Head Line and Heart Line.

The Head Line

The Head Line is the line that starts near the area between the thumb and index finger and extends towards the percussion of the palm (outer edge of the palm). This line may sometimes be seen starting together with the Life Line or sometimes separated.

The Head Line is the main line that tells you about your mentality. It tells if you are a practically minded person, or a more imaginative person. The length of the line signifies how deeply you analyse things.

Below are two different palms with two different types of Head Lines.
Can you see the differences in them?

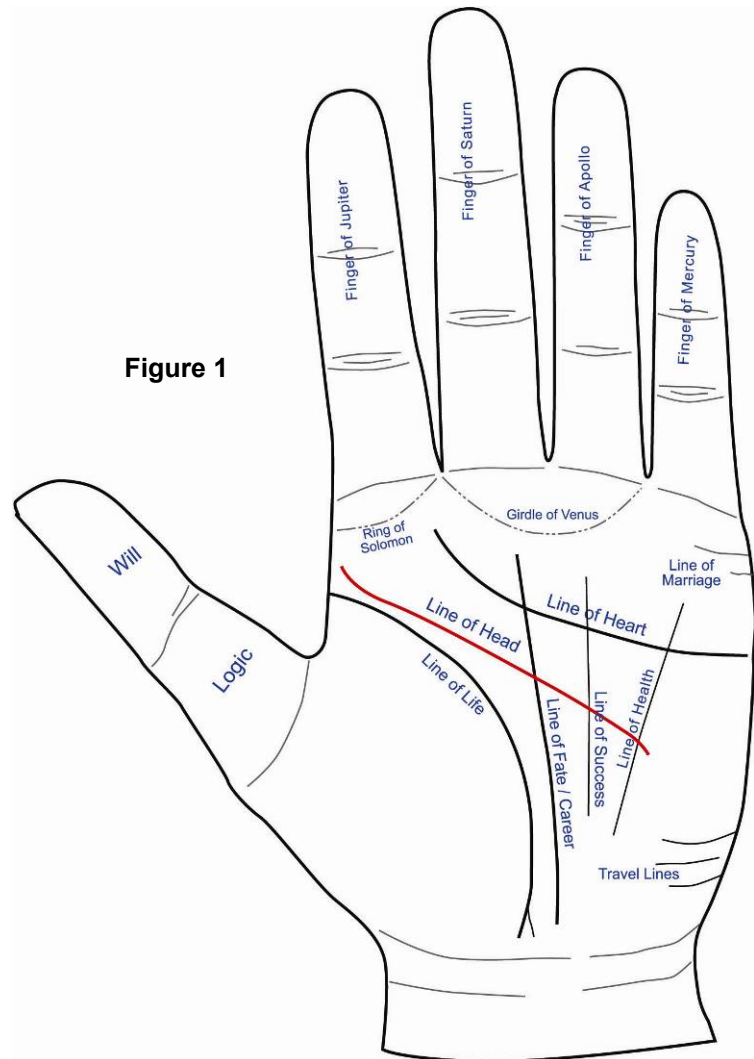


Figure 1



Figure 2

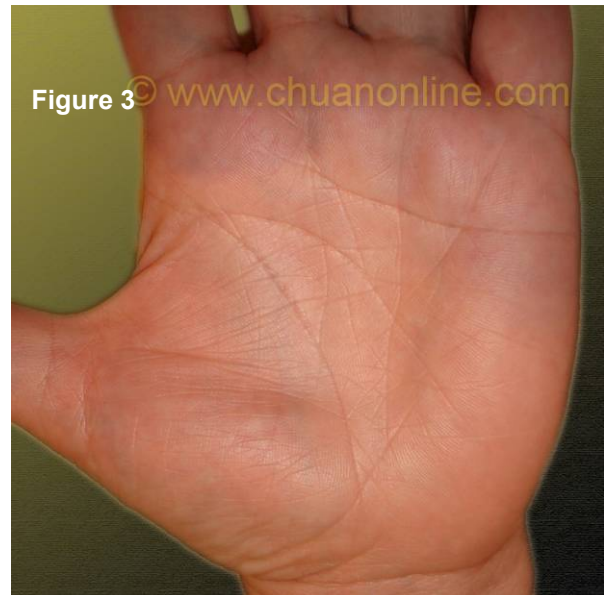


Figure 3

2. This is a palm with very clear Head Line and it is very straight and heading towards the upper portion of the percussion (outer edge) of the palm. This person has a very clear and focused mind and he tends to be very practical in his thinking. He believes in results and workable solutions and do not like to dwell too much with theories and he loves to see actions.
3. This palm has a clear Head Line that is sloping towards the lower portion of the percussion (outer edge) of the palm. This person has a focused and clear mind but will tend to be more imaginative in his thoughts. This is a palm that belongs to a person who have abundance of imaginations and ideas that are not too practical. When combined with very long fingers, this person will be daydreaming most of the time.

After learning how to locate the Head Line, you can now start to check the next 5 persons that you come across in the next few days to verify on their palms if they are the practically minded or the imaginative type of person. By looking at more palms, you will have a better baseline of how a Head Line can look like.

As an application of this knowledge, we can use this new information about a person's Head Line to see if this person is more suitable for practical work with practical job scope like engineering and physical labour or creative work like writing and some other art form. In many of our daily dealings, having a very creative mind is very important. For a person to be creative, this person will need to have both sides of the extreme, one side being imaginative, this is where the source of ideas are from; and the other side being practical, this is where the fine tuning of those ideas into practical solutions take place. Thus a creative person would have a Head Line that is partially straight and partially sloping downward.

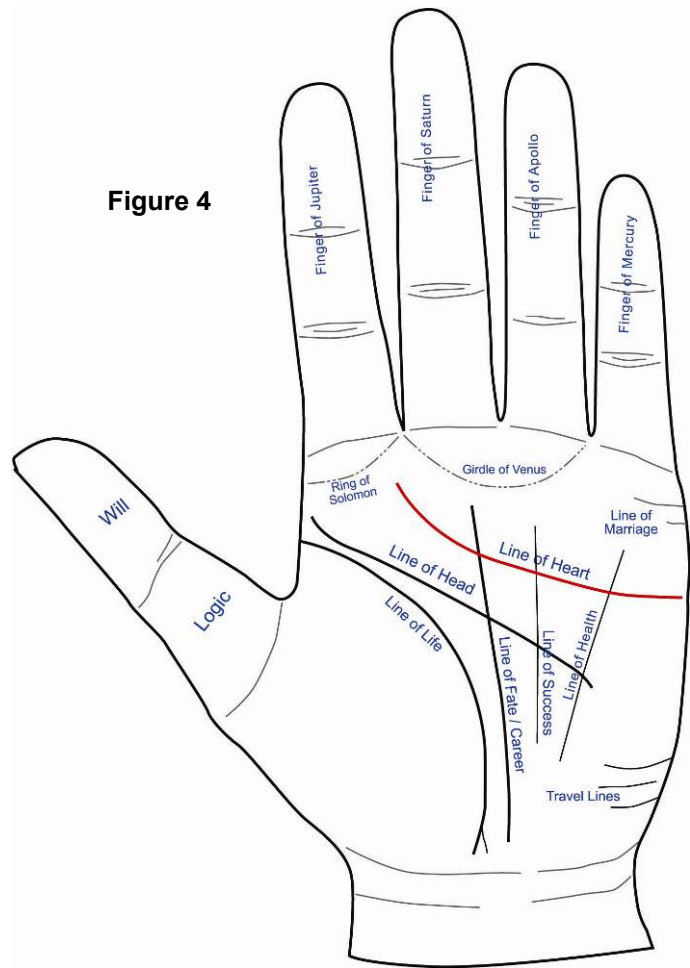
Many of us would always think that if we do not have a creative Head Line, then we will not be able to think creatively. However, if you actually think through the definition of creativity, it is merely nothing but the ability to use imaginative ideas in a very practical way. So if you do not have either side of the equation, you can always tap into the abilities of the people around you. For example, if you are a very practical person with a very straight and flat Head Line, you can always consult the imaginative people around you

Learn all about Palmistry! Purchase Master Chuan's **"The True Secrets of Palmistry"**
today at http://www.chuanonline.com/learn_palmistry.htm

for new ideas in solving your problems. However, do not just use the idea as it is, you will need to fine tune their ideas and make them more practical for yourself to use. By assimilating each other's ideas, you will be able to fully utilise the strength of the imaginative person together with your own.

Next we will take a look at the Heart Line. The Heart Line is the line that starts from the upper percussion of the palm (outer edge, just about an inch below the little finger) extending towards the inner side of the palm ending somewhere below the index and middle finger. This line can end directly below the middle finger of the index finger. Most of the time, it is a bit curved. In some extreme cases, this line may even join with the Head Line.

Below are two sample palms, can you locate the Heart Line from them?





4. This is a palm with very clear Heart Line and it ends just right below the middle finger (with a very light extension that goes slightly to the space between the middle and index fingers). This person will tend to need more physical love and like to hold hands and cuddle with the partner. Physical touch and proximity is generally welcomed.
5. This palm has a clear Heart Line that extends all the way to the bottom of the index finger. This person will tend to set very high standards towards his ideal partner. He will prefer more intellectual type of love than simply cuddling and holding hands. This type of lover is slightly more difficult to please as they have very high expectations towards their ideal partner.

Common myths about the Heart Line

One of the common myths about the Heart Line is that you will get a divorce in your life if you have a broken Heart Line, some even claim that you will die of heart attack if you see a break. Both these myths are totally not accurate and you can safely ignore them. A break in the Heart Line usually means a change in the perspective of love. This could be triggered by many different events within a person's life. Thus it is not a sign for divorce or heart attack.

In our next issue, we will look at the details on the Career Line and the other variation of signs in the palm. So for now, do try to practise identifying the three main lines of the palms (Life, Head, & Heart Line) of the people around you and see if their personality matches the description of the personalities. The more people you see, the faster you will learn.

If you think that you have any friends who will be interested in reading my mini-ebook, please direct them to sign-up for their free mini-ebook at my website: www.chuanonline.com. I'll send them a copy immediately! Thanks!

All feedback and comments are welcomed. Please direct all comments to Master Chuan at enquiry@chuanonline.com

Learn all about Palmistry! Purchase Master Chuan's **"The True Secrets of Palmistry"**
today at http://www.chuanonline.com/learn_palmistry.htm